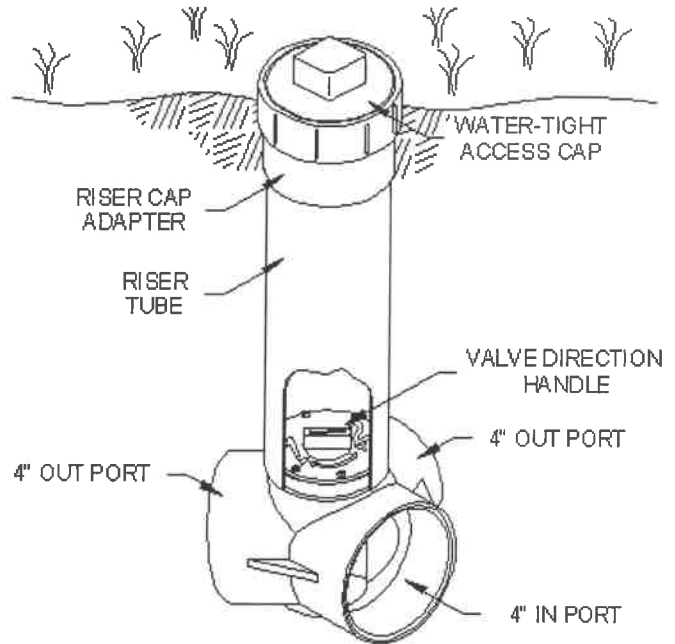


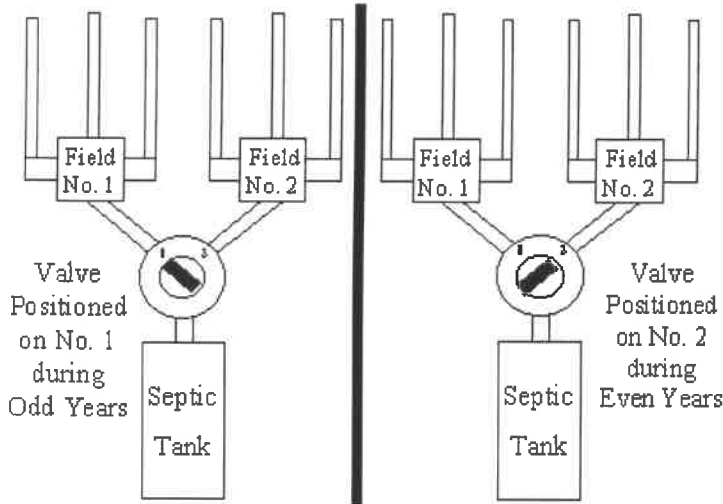
Home	About	Site Map	Order Info	Videos & Literature	Contact	Drip Systems
Treatment	Controls	Products	Downloads	Design Guidance		

THE BULL RUN™ VALVE



The Bull Run Valve™ is designed to split flows to septic fields or systems. In addition to the advantages of longer life and easier installation it is the most public health safe alternating device available for wastewater disposal applications. The use has absolutely no contact with wastewater due to the valve's leak-proof and external operating characteristics. The change over from one drainage field to another can be accomplished in less than a minute by simply turning the valve without digging or contact with wastewater.

The Bull Run Valve is available in 4" sch 40 pvc and is suitable wherever septic disposal systems are used - in commercial, industrial, and residential applications.



OPERATING THE VALVE

The direction control handle should be rotated periodically to direct effluent to one or the other of two septic fields. After removing the screw cap at the top of the riser tube, the valve handle can be turned with the valve key furnished.


BULL RUN VALVE Complete Valve Kit Contains

1. Bull Run Valve body
2. 28" Valve Key
3. Riser Cap Adapter
4. Watertight Access Cap

ITEM	DESCRIPTION
BRV4	BULL RUN VALVE 4"
BRVBULK	BULL RUN VALVE & KEY ONLY
BRVCIRISER	BULL RUN VALVE RISER W/ CAST COVER
BRVKEY28	BULL RUN VALVE KEY 28"
BRVKEY36	BULL RUN VALVE KEY 36"
BRVKEY48	BULL RUN VALVE KEY 48"

BRVCIRISER - 4"
ADJUSTABLE TO 28" HIGH

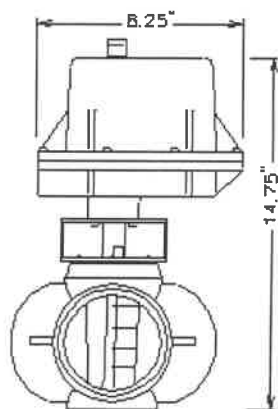
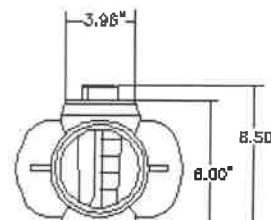
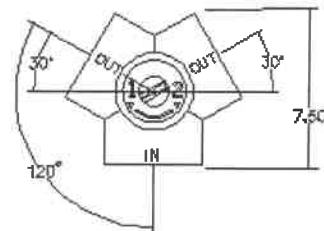
POLY RISER W/CAST IRON ACCESS CAP



ITEM	DESCRIPTION
BRVKIT	BULL RUN VALVE KIT COMPLETE
BRVMOTOR4	BULL RUN VALVE MOTORIZED
BRVREPKIT	BULL RUN VALVE REPAIR KIT
PVCFIP4	FEMALE ADAPTER 4" T DWV
PVCPLUG4	PLUG 4" T DWV
SDFIP4	FEMALE ADAPTER 4" SXT S&D

Size: 4" Valve Ports
 Material: Pvc Sch 40
 Weight: 2-1/2 lbs.
 Positioner: Manual With Internal Stop

1. Valve Body
2. Direction Control Handle
3. Valve "In" Port
4. Valve "Out" Port
5. Riser Tube Connection
6. Positioning Shape
7. Indicator Number



MOTORIZED BULL RUN VALVE

**INSTALLATION INSTRUCTIONS
 DIRECT BURIAL**

The valve is designed to be buried directly in the pipe trench requiring no concrete or hold down strap installation. The valve must be installed with the septic tank effluent line connected to the valve port marked "IN". The valve ports marked "OUT" are connected to each half of the drainfield.

SAMPLE VALVE SPECIFICATION

A non-corrosive alternating valve shall be provided with 4" schedule 40 female connections. The valve plug shall be non-removable, watertight and externally operated. The valve shall be provided with an internal stop mechanism for positioning the plug, and the plug shall be non-jamming when turning from stop. There shall be no metal parts in contact with the wastewater. The inlet and outlet ports shall be clearly labeled for easy installation and the position of the valve shall be clearly indicated on the top of te valve. At no time shall the operator have contact (physical or visual) with the wastewater. The valve shall be installed in such a manner as to be easily accessible from the ground surface and operated with the standard water meter key provided. Simple instructions for use and maintenance, printed on durable material, shall be supplied along with each