

The image features a background of numerous black tires stacked in rows, creating a strong sense of depth and repetition. A red rectangular box with rounded corners is centered in the middle of the image. Inside this box, the word "FRATCO" is written in a bold, white, italicized sans-serif font. At the bottom of the image, there is a decorative horizontal band consisting of a series of white diagonal stripes on a dark background.

FRATCO

WE TAKE GREAT PRIDE IN OUR HISTORY OF PIONEERING INNOVATION, UNPARALLELED SERVICE AND THE PROVEN RELIABILITY OF OUR PRODUCTS.

Since we first began, we have made it our goal to engineer only high-quality, cutting-edge solutions to ensure all of your needs are met when it comes to drainage. We source only the best, purest materials and continually test to guarantee that all of our products meet the highest standards. What we do and how we achieve it matters a lot to us, but what's equally as important are the values we uphold.

No matter the process, task or procedure, what we do is a reflection of what we believe. And what we believe is simple: It has to be right. No exceptions. From our humble beginnings to today's refined processes and 100 years of service in between, this simple belief has and will always guide everything we do. And that's something you can count on.

Our Pipe

You need long-term solutions for drainage: that's the simple truth. What shouldn't be simple is how your pipe is constructed, the material it's crafted from or the way it withstands the most unforgiving of environments. You need pipe that lasts, so choose the right product from the very beginning.

Stronger, better pipe starts here.

We are a drainage industry leader that creates technologically advanced products built to last. The science and engineering behind our pipe

give our products the flexibility to go wherever your project might take it. From agricultural needs to commercial construction, we have solutions that will deliver superior results. With Fratco, you'll find precise engineering and attention to detail are instilled in all of our processes. We believe dependable, long-term performance isn't too much to ask for when investing in a drainage system. The bottom line? Design, function, and durability are what you're looking for – and that's exactly what we provide.



Pipe Types

SINGLE CORR

Single-wall pipe that offers both durability and flexibility. Available in the widest range of sizes on the market, you'll be able to find the perfect fit for your project's demands. SingleCorr is optimal for low-traffic areas, agricultural land and heavy residential usage.

TRUFLO

A single-wall, recycled solution for less demanding projects, including recreational facility and residential jobs. TruFlo is a classic pipe available in both sticks and coils.

SMOOTH CORR

Dual-wall, heavy duty pipe with a corrugated outside for strength and a second, smooth wall on the inside which allows for superb drainage flow.

FLEX CORR

Innovative, flexible dual-wall pipe produced in a range of sizes to meet a variety of needs. When compared to traditional dual-wall sticks, this solution requires less labor and time for installation. FlexCorr is comprised of virgin high-density polyethylene and provides a resistance-free flow for high-capacity drainage.

PRO CORR

High-quality pipe that has been engineered to perform optimally under harsh conditions. Comprised of polypropylene, ProCorr is produced with a stiffness greater than HDPE pipe.


Our Material

Our research and engineering take the lead when it comes to product development. It's what moved us to evolve from clay into plastics and spurred us to integrate injection molding into our process. These technologically advanced iterations of our tried and true products deliver the longest-lasting products available on the market.

Not all plastics are created equal. That's why our team sources only the best and purest of plastic resins. Adhering to our rigid benchmarks while extruding our proprietary plastic blend results in stronger pipe. Plus, regular cleaning and quality inspections means you'll find no dust or debris compromising pipe integrity.

V SERIES

This series is made from the purest high-quality resin and manufactured from 100% virgin resin for exceptional deflection strength.



R SERIES

An environmentally friendly resin option that serves as a reliable substitute for virgin pipe. Made from melting a blend of high-quality HDPE plastics, this series is engineered with a minimum of 70% recycled content.



Pipe Specifications



Muck

Ideal in soils that do not leach or percolate well. For best results, this pipe should be covered in our high-quality NIT filters to decrease soil infiltration.



Narrow-Slotted

A pipe best used when sandy soils are likely to enter larger slot sizes.



Perforated

This pipe can be used with the perforations facing up or down giving you more flexibility during installation.



Slotted

Our traditional, uniform slotted design is best used in normal soils that are unlikely to infiltrate the pipe.



Solid

This non-perforated pipe is ideal for water transportation rather than collection.

SINGLE CORR

This single-wall pipe offers both durability and flexibility. Available in a variety of sizes that allows you to custom fit your project demands, SingleCorr is optimal for low-traffic areas, agricultural land and heavy residential usage.

STICKS

	4"	8"	10"	12"	15"	18"	24"
Solid	●●	●●	●●	●●	●●	●	●
Slot	●●	●●	●●	●●	●●		
Perforated						●	●
LENGTHS	10'	20'	20'	20'	20'	20'	20'
BUNDLES	10	13	10	7	7	7	

- V-Series
- R-Series

Notes:
Please contact the sales team for availability.

COILS & MAXIS

	2"	3"	4"	5"	6"	8"	10"	12"	15"
Solid	●	●	●●	●●	●●	●●	●●	●●	●●
Slot	●	●●	●●	●●	●●	●●	●●	●●	●●
Narrow Slot		●	●●	●●	●●	●●	●●	●●	
Muck		●●	●●	●●	●●	●●			
LENGTHS	100'	100' 200' 4800'	100' 200' 3000'	150' 1800'	100' 1300'	700'	530'	330'	180'

- V-Series
- R-Series

Notes:
NIT Filter available by special order on all coils except solid. The following diameters are available in white coils: 3", 4", 5", 6", 8", 10", 12"

TRUFLO

A single-wall recycled solution ideal for less demanding projects. This classic pipe is perfect for your next recreational facility or residential job and allows you to use environmentally-conscious choices without sacrificing quality.

STICKS

	4"
	Solid
	Slot
LENGTHS	10'
BUNDLES	10

COILS

	4"	6"
	Solid	Solid
	Slot	Slot
LENGTHS	100' 250'	100'

SINGLE-WALL SELECTION CHART

WRAP	3"	4"	5"	6"	8"*	10"	12"	15"
1	155	135	90	75	65	80	70	65
2	195	145	125	110	95	115	110	115
3	200	190	165	155	145	150	150	
4	260	215	200	185	175	185		
5	300	285	250	225	220			
6	330	295	280	250				
7	370	350	330	300				
8	410	430	360					
9	450	460						
10	490	495						
11	520							
12	550							
13	570							
TOTAL LENGTH	4800'	3000'	1800'	1300'	700'	530'	330'	180'

* 480' Maxi Single-Wall Footage is 4 wraps, 320' maxi coil is 3 wraps.

Dimensions & Specifications:

- 3"-8" Maxi Single-Wall Footages are wound up on a 15" core of corrugated tubing. Core must be returned to Fracoco.
- 10", 12" and 15" Maxi Single-Wall Footages have a center hole of 24".
- All Maxi-Coils measure approximately 7.5' wide.
- 3", 4", 5", and 8" x 700' Maxi Single-Wall Footages measure approximately 8.5' in diameter.
- 6" Maxi Single-Wall Footages measure approximately 9' in diameter.
- 10" and 12" Maxi Single-Wall Footages measure approximately 10' in diameter.
- Approximate maximum weight of Maxi Single-Wall Footages is 1,000 lbs, depending on the size.

Notes:

Wraps are numbered from the inside out.

SMOOTH CORR


This dual-wall pipe is offered in both 100% virgin HDPE and our recycled mix. If your site demands a pipe that's built for smooth-flowing, high-capacity drainage, look no further. With a range of sizes available, SmoothCorr is suitable for any job, including highway, agriculture and municipal drain applications.

STICKS

	4"	6"	8"	10"	12"	15"	18"	24"	30"	36"	42"	48"
Solid	●	●	●	●●	●●	●●	●●	●●	●	●	●	●
Slot	●	●	●									
Perforated				●●	●●	●●	●●	●●	●			
LENGTHS	6' 10' 20'	20'	20'	9.75' 20'	9.75' 20'	9.75' 20'	9.75' 20'	9.6' 20'	14' 20'	14' 20'	14' 20'	14' 20'
BUNDLES	10	13	13	10	7	7	7					
PALLETS*	86	33	27	11	8							

- V-Series
- R-Series

Notes:
Please contact the sales team for availability.
*Pieces per pallet



FLEX CORR

Incorporating flexibility into a 100% virgin HDPE dual-wall pipe, you'll have your drainage system up and running fast with less labor and less equipment involved in installations. Its smooth interior provides resistance-free flow for high-capacity drainage. FlexCorr is resistant to slow crack growth, meaning you're investing in pipe that was built to last.

MAXIS

	6"	8"	10"	12"	15"
Solid	•	•	•	•	•
Narrow Slot	•	•	•	•	•
Perforated	•	•	•	•	•
LENGTHS	1100'	680'	570'	345'	200'

Notes:

NIT Filter available by special order.

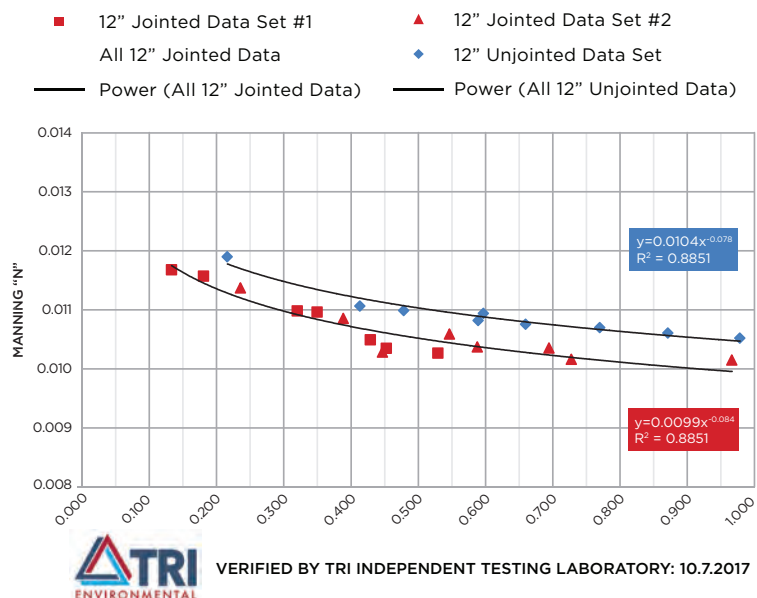
• V-Series

TESTING

We put FlexCorr to the test through TRI Independent Testing Lab to ensure that it is the best pipe it can be. With a verified Manning's "n" > .012 flow rate, high-capacity drainage is guaranteed.

EXCEEDS
THE PARALLEL PLATE
TESTING REQUIREMENTS OF
AASHTO M294
AASHTO M252

MANNING'S
N-VALUE BETTER THAN **.012**



POLYPROPYLENE PIPE

PRO CORR

This dual-wall pipe is comprised of 100% virgin high-quality polypropylene which allows for a greater stiffness than HDPE pipe. Engineered to effectively perform under harsh conditions, ProCorr is a great alternative to concrete and metal pipe solutions for your next project that requires heavy-duty materials.

STICKS

	10"	12"	15"	18"	24"	30"	36"	48"
Solid	•	•	•	•	•	•	•	•
Perforated	•	•	•	•	•	•	•	•
LENGTHS	20'	20'	20'	20'	20'	20'	20'	20'
BUNDLES	10	7	7	7				
PALLETS*	11	8						

• V-Series

Notes:

Please contact the sales team for availability. Special order in shorter lengths.

*Pieces per pallet

WATERTIGHT, SOILTIGHT, SILTTIGHT

One product. Two standards.

No need to choose. When you spec Fratco pipe, you can trust your drainage system will maintain the highest level of integrity possible throughout its lifespan. Our pipe has been tested and third-party verified to ensure compliance with the following watertight, soiltight and silttight standards.

ASTM D3212

ASTM F477

Fittings

Making the best pipe on the market matters. So does providing the fittings that give your drainage system the synergy it needs to be the workhorse you expect it to be. We put every fitting through the rigors of testing,

no differently than our pipe, to ensure a secure connection at every angle and on each end. Nothing is exempt from quality testing at Fratco—your fittings must fit perfectly.

Injection Molded Fittings				
	3"	4"	5"	6"
Tees		•		
Wyes		•		
Elbows		•		
Internals		•	•	•
Plugs		•		
Cap	•			

Split Couplers														
3"	4"	5"	6"	8"	10"	12"	15"	18"	24"	30"	36"	42"	48"	
•	•	•	•	•	•	•	•	•	•	•	•	•	•	•
				8"	10"	12"	15"							
FlexCorr Split Couplers				•	•	•	•							

Internal Couplers								
2"	3"	4"	5"	6"	8"	10"	12"	
•	•	•	•	•	•	•	•	•



Snap Couplers

4"	6"	8"	10"	12"	15"
<input checked="" type="checkbox"/>	<input checked="" type="checkbox"/>	<input checked="" type="checkbox"/>	<input checked="" type="checkbox"/>	<input checked="" type="checkbox"/>	<input checked="" type="checkbox"/>



Wyes and Single-Wall Tees

	2"	3"	4"	5"	6"	8"	10"	12"	15"	18"	24"
SINGLE-WALL TEES											
Straight Tee		<input checked="" type="checkbox"/>	<input checked="" type="checkbox"/>	<input checked="" type="checkbox"/>							
Reducer				<input checked="" type="checkbox"/>	<input checked="" type="checkbox"/>	<input checked="" type="checkbox"/>	<input checked="" type="checkbox"/>	<input checked="" type="checkbox"/>	<input checked="" type="checkbox"/>	<input checked="" type="checkbox"/>	<input checked="" type="checkbox"/>
Reducer Cross					<input checked="" type="checkbox"/>						
Blind			<input checked="" type="checkbox"/>	<input checked="" type="checkbox"/>	<input checked="" type="checkbox"/>	<input checked="" type="checkbox"/>	<input checked="" type="checkbox"/>	<input checked="" type="checkbox"/>			

WYES

Single-Wall		<input checked="" type="checkbox"/>	<input checked="" type="checkbox"/>								
Reducer				<input checked="" type="checkbox"/>	<input checked="" type="checkbox"/>						
Blind						<input checked="" type="checkbox"/>					



Multi Reducers

4X3"	8X6"	10X8"	12X10"
<input checked="" type="checkbox"/>	<input checked="" type="checkbox"/>	<input checked="" type="checkbox"/>	<input checked="" type="checkbox"/>
15X12"	6X5X4"	10X8X6"	12X10X8"
<input checked="" type="checkbox"/>	<input checked="" type="checkbox"/>	<input checked="" type="checkbox"/>	<input checked="" type="checkbox"/>
15X12X10"	24X18X15X12"		
<input checked="" type="checkbox"/>	<input checked="" type="checkbox"/>		



Tap Tees

	3"	4"	5"	6"
Size	<input checked="" type="checkbox"/>	<input checked="" type="checkbox"/>	<input checked="" type="checkbox"/>	<input checked="" type="checkbox"/>
LENGTHS	6/8"	6/8" 10/12"	10/12" 15/18"	15/18/24" 30/36"

Plugs



	3"	4"	5"	6"
End	<input checked="" type="checkbox"/>	<input checked="" type="checkbox"/>	<input checked="" type="checkbox"/>	<input checked="" type="checkbox"/>
Perforated	<input type="checkbox"/>	<input checked="" type="checkbox"/>	<input type="checkbox"/>	<input type="checkbox"/>

Slip End Caps



	18"	24"
	<input checked="" type="checkbox"/>	<input checked="" type="checkbox"/>

Snap End Caps



2"	3"	4"	5"	6"	8"	10"	12"	15"
<input checked="" type="checkbox"/>	<input checked="" type="checkbox"/>	<input checked="" type="checkbox"/>	<input checked="" type="checkbox"/>	<input checked="" type="checkbox"/>	<input checked="" type="checkbox"/>	<input checked="" type="checkbox"/>	<input checked="" type="checkbox"/>	<input checked="" type="checkbox"/>

Downspout Adapters



	3"	4"	6"
2"x3"	<input checked="" type="checkbox"/>	<input checked="" type="checkbox"/>	<input type="checkbox"/>
3"x4"	<input type="checkbox"/>	<input checked="" type="checkbox"/>	<input type="checkbox"/>
4"x6"	<input type="checkbox"/>	<input type="checkbox"/>	<input checked="" type="checkbox"/>

Adapters



4"	5"	6"	8"	10"	12"	15"	18"	24"
•	•	•	•	•	•	•	•	•

Meter Pits



METER PITS



EXTENSIONS

	18"	20"	24"	30"	36"
Notched	•	•	•	•	•
HEIGHTS	24" 30" 36" 48"	24" 30" 36" 48"	24" 30" 36" 48"	30" 36" 48"	36" 48"
Extensions	18"x3" 18"x6" 20"x3" 20"x6" 24"x3"				

Notes:

Uncut 20' lengths are available.

Seep Collar



	15"	18"	24"	30"	36"	42"	48"	60"
4'x4'	•	•	•					
5'x5'				•	•			
6'x6'						•	•	•

SmoothCorr Fittings



	4"	6"	8"	10"	12"	15"	18"	24"	30"	36"	42"	48"
Tees	•	•	•	•	•	•	•	•	•	•	•	•
Wyes		•	•	•	•	•	•	•	•	•		
Reducers		•	•	•	•	•	•	•	•	•		
ELBOWS												
22 1/2	•	•	•	•	•	•	•	•	•	•	•	•
45	•	•	•	•	•	•	•	•	•	•	•	•
90	•	•	•	•	•	•	•	•	•	•	•	•


Flex Couplers



4"	6"	8"	10"	12"	15"
•	•	•	•	•	•

Notes:

Clay - PVC
PVC - PVC



Mar Mac Couplers

6"	10"	12"	15"	18"	24"	30"	36"	42"	48"
•	•	•	•	•	•	•	•	•	•



Taylor Rubber Seal End Plug

6"	8"	10"	12"	15"	18"	24"	30"	36"	42"	48"
•	•	•	•	•	•	•	•	•	•	•



Tapered Sump Pit

	16"	18"	HEIGHT
Sump	•	•	24", 30"
			24", 30"



Sump Lids

	16"	18"
Sump Lid	•	•
Solid Lid	•	•



Radon Sump & Lid

	18"	24"	HEIGHT
RADON SUMP & LID			
18"	•		22"
24"		•	24", 36", 48"

Accessories

Ensure you have everything you need for proper installation and that your drainage system is flowing smoothly with our wide range of accessories. Should you want to upgrade your system down the line, we give you the ability to do so easily without undoing the work you've already done. Let our professionals connect you to our complete line of risers, tees and other items which allow you to enhance your system's operation.

Coupler Ties



Notes:
Small and large ties available.
250 to a box.

Marker Flags



	2.5"	8"
Orange	•	•
Yellow	•	•
Blue	•	
Green	•	
White	•	

Black Tape



	LENGTH	BOX	SLEEVE
2	108	24	4
4	100	12	1

Lube



	32 oz.	16 oz.
Tub	•	
Spray		•

Hole Saw



	3"	4"	5"	6"
Hole Saw	•	•	•	•

Notes:
Pilot bits available.

Tile Probe



	4'	4.5'	5'	6'
Notched	•	•	•	•

Notes:
Probe tips are also available.

Tile Cutters



	6"	8"	12"
Small	•		
Medium		•	
Large			•

Septic



GALLONS	HEIGHT	WIDTH	LENGTH
300	51.5"	55.75"	55.75"
500	43"	63"	90"
750	54"	67"	92"
1000	63"	67"	102"
1050	53"	66"	126"
1300	71"	69"	113"
1500	58"	66"	127"

	HEIGHT
Riser	6"
	12"

Notes:

300 gallon: pump tank

500 - 1500 gallon: standard tank

Bull Run Valve with Control Key



4"

PVC Pipe SDR 35



	4"	6"	8"	10"	12"	15"	18"
Solid	•	•	•	•	•	•	•
LENGTHS	10' 14'	10' 14'	14'	14'	14'	14'	14'

Notes:

Also available 4" 2&3 hole leach pipe x 10'.

Sch 40 4" and 6"x20'

PVC Fittings



		4"	6"
Adapter		●	●
Tee		●	●
Sanitary Tee		●	
Cross Tese		●	
90 Elbow		●	●
45 Elbow		●	●
22 Elbow		●	
Wye		●	●
Coupler		●	
Grate		●	
End Cap		●	●
Fitting Cleanout		●	
Pipe Cleanout		●	
Cleanout Plug		●	
Plug			●
Downspout	2"x3"	●	
	3"x4"	●	
	4"x6"	●	●

Trash Basket



4" 5" 6" 8" 10" 12" 15" 18" 24" 30" 36" 48"

PVC Backwater Valve



	4"	6"	8"	10"	12"
Valve	●	●	●	●	●

Tuf-Tite Boxes



	HOLE	HEIGHT	WIDTH	LENGTH
Grate Box	2	15.5"	11"	11"
	2	14.5"	16"	16"
Extensions	--	6"	11"	11"
	--	6"	16"	16"
Drop	4	15.5"	11"	11"
Distribution	7	14.5"	16"	16"
	4	15.5"	11"	11"
	9	15"	15"	22"

Flap Gate



4" 6" 8" 10" 12"

Valve	•	•	•	•	•
-------	---	---	---	---	---

Notes:

For use with PVC and corrugated pipe.

Animal Guards



4" 6" 8" 10" 12" 15" 18" 24" 30"

•	•	•	•	•	•	•	•	•	•
---	---	---	---	---	---	---	---	---	---

Grates



4" 6" 8" 10" 12" 15" 18" 24" 30" 36" 48"

Flat	•	•	•	•	•	•	•	•	•	•	•
Low Cone	•	•	•	•	•	•	•	•			
Dome		•	•	•	•						

Flared End Sections



6" 8" 10" 12" 15" 18" 24" 30" 36" 42" 48"

•	•	•	•	•	•	•	•	•	•	•
---	---	---	---	---	---	---	---	---	---	---

Precision Risers



	6"	8"	10"	LENGTH	HOLE SIZE
Top Riser	●	●	●	38"	1"
Bottom Riser	●	●	●	38"	5/16"
Riser Tee	●	●	●		

Hickenbottom Risers



	6"	8"	10"	12"	LENGTH	HOLE SIZE
Top Riser	●	●	●	●	40"-42"	1"-1 1/4"
Bottom Riser	●	●	●	●	40"-42"	5/16"
Riser Tee	●	●	●	●		

Fabric



	Q1	Q2	Q3	Q4
N04				●
N06				●
N08				●
NS4	●	●		
GS				●
Septic	●			
SD				●

Notes:

- NO fabrics and SD are non-woven.
- NS fabrics are 4-oz.
- Roll lengths vary.
- GS fabrics are woven.
- Septic - Hanes Elite 100

Straw Fabric



Non-DOT Silt Fence

[illegible]

Notes:

Rolls are 100' long.

Staples and Round-Top Staples



Notes:

6" wire loose staples and 6" round top staples come 1000 to a box.

Stringer Trailers



Notes:

Standard trailer with HD stringer.
Maxi Spool is also available.

Trailer Adapters



Notes:

Suggested use with FlexCorr maxis.

Controlled Drainage

Controlled drainage is a drainage technique that uses stoplogs or flashboards to dam outflowing drained water. The result is a rising watertable which keeps the soil appropriately saturated for optimal growing.

The results are clear and simple enough: keeping the water table at plant root improves yields (25–60 bu/ac), decreases expenditures on fertilizers (~30%) and decreases the dependency on inefficient irrigation techniques during periods of limited rainfall.

At Fratco, we take environmental responsibility seriously. We've been wedded to the earth for nearly a century and we're here to protect it. Controlled drainage can decrease water outflow by 20%, nitrate losses by 45% and phosphorus runoff by 35%. These drastic reductions carry a huge positive impact on the surrounding environment.

FAQ

QUESTION 1.

Can my system be retrofitted?

Most likely. Most drainage professionals would be able to assess your system and develop a plan to retrofit a controlled drainage structure. Even if you have clay in the ground.

QUESTION 2.

Is there support for the cost?

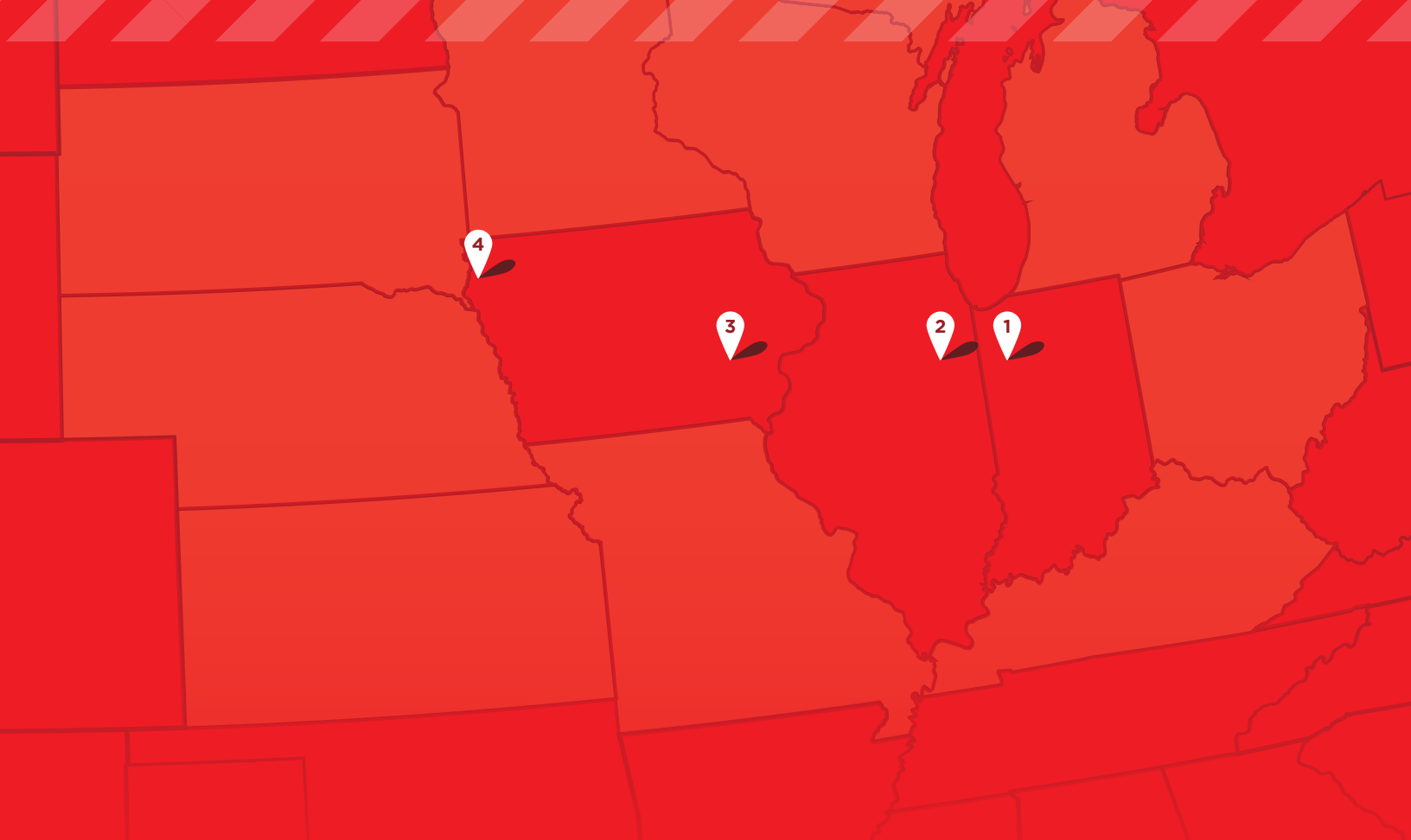
Yes. Programs from NRCS (554 and 587). EQIP, CSP, CRP and CREP all may provide help with the initial costs of installation and equipment.

QUESTION 3.

How much can be controlled with one structure?

Typically 10–20 acres can be adequately controlled with one management structure.





1 Francesville Headquarters
P.O. Box 368
Francesville, IN 47946

3 Mt. Pleasant Location
1600 W Washington St.
Mt. Pleasant, IA 52641

2 St. Anne Location
499 S Oak St.
St. Anne, IL 60964

4 Sioux City Location
1700 Riverside Blvd
Sioux City, IA 51109



1.800.854.7120



office@fratco.com



Notes

A series of 20 horizontal red lines for writing notes, evenly spaced and spanning the width of the page.



FRATCO

Volume 00219 - Product Catalog

